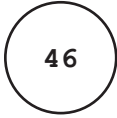

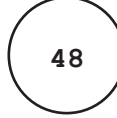
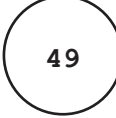
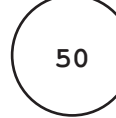
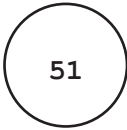
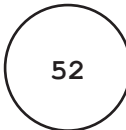
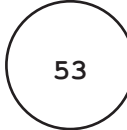
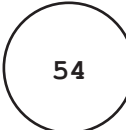

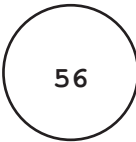
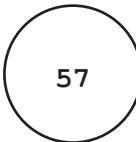
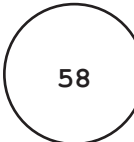
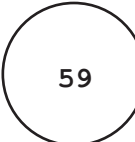
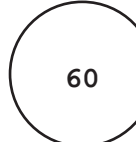
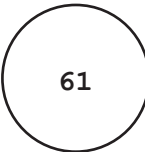
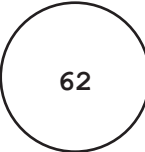
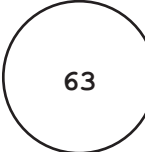
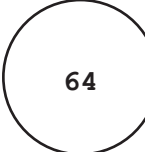
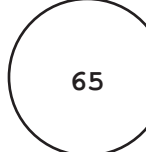
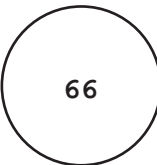
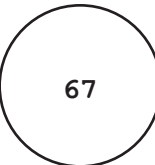
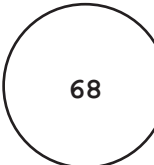
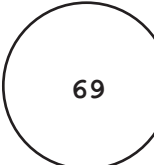
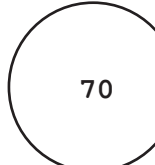


## FIND YOUR RING SIZE

To find your ring size, choose a ring which fits the same finger and the same hand on which you intend to wear your new ring. Place this ring on the circles below in order to determine your Hermès ring size. The diameter of the circle should exactly fit the diameter of the interior of your ring, while leaving the line visible. If the ring is between two sizes, select the larger size.

 <b>46</b> 1.46 cm 0.57 inches	 <b>47</b> 1.50 cm 0.59 inches	 <b>48</b> 1.53 cm 0.6 inches	 <b>49</b> 1.56 cm 0.61 inches	 <b>50</b> 1.59 cm 0.62 inches
 <b>51</b> 1.62 cm 0.63 inches	 <b>52</b> 1.66 cm 0.65 inches	 <b>53</b> 1.69 cm 0.66 inches	 <b>54</b> 1.72 cm 0.67 inches	 <b>55</b> 1.75 cm 0.68 inches
 <b>56</b> 1.78 cm 0.7 inches	 <b>57</b> 1.81 cm 0.71 inches	 <b>58</b> 1.85 cm 0.72 inches	 <b>59</b> 1.88 cm 0.74 inches	 <b>60</b> 1.91 cm 0.75 inches
 <b>61</b> 1.94 cm 0.76 inches	 <b>62</b> 1.97 cm 0.77 inches	 <b>63</b> 2.01 cm 0.79 inches	 <b>64</b> 2.04 cm 0.8 inches	 <b>65</b> 2.07 cm 0.81 inches
 <b>66</b> 2.10 cm 0.82 inches	 <b>67</b> 2.13 cm 0.83 inches	 <b>68</b> 2.16 cm 0.85 inches	 <b>69</b> 2.20 cm 0.86 inches	 <b>70</b> 2.23 cm 0.87 inches

We invite you to print this page. Please make sure you select "No Scaling" under the Scale to Paper Size option of your print menu. To verify that the ring sizer has printed correctly, use a ruler to measure the scale located at the bottom of this page. It should measure 2 cm.

2 cm / 0.79 inches

